



125th Street Bid

Week 35, 2018

08/27/2018 to 09/02/2018



STATE - New York

Monday to Sunday

COUNT TYPE: Ped Counts

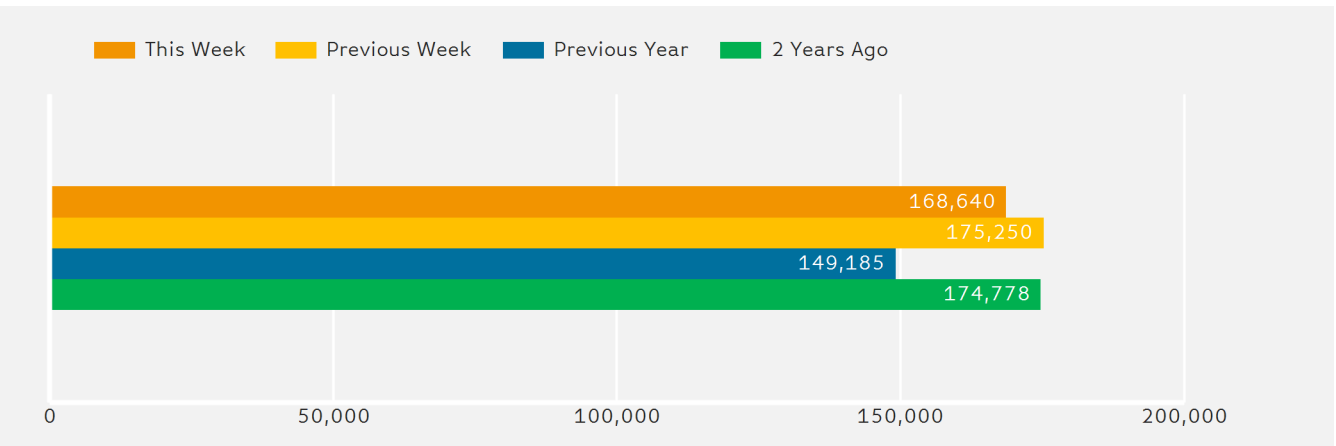
Benchmark calculations (Year on Year and Week on Week) have been calculated using like for like data sets (only those counters available in both comparison periods) to ensure statistical accuracy

	Year to Date % Change		Year on Year % Change		Week On Week % Change	
	2018	2017	2018	2017	2018	2017
125th Street Bid	▲ 7.8 %	▼ -12.8 %	▲ 13.0 %	▼ -14.6 %	▼ -3.8 %	▼ -8.2 %
New York	▲ 1.7 %	▼ -0.9 %	▲ 2.3 %	▼ -1.1 %	▼ -3.3 %	▼ -1.9 %
USA	▲ 0.2 %	▼ -2.6 %	▲ 0.2 %	▼ -3.7 %	▼ -1.8 %	▼ -0.4 %

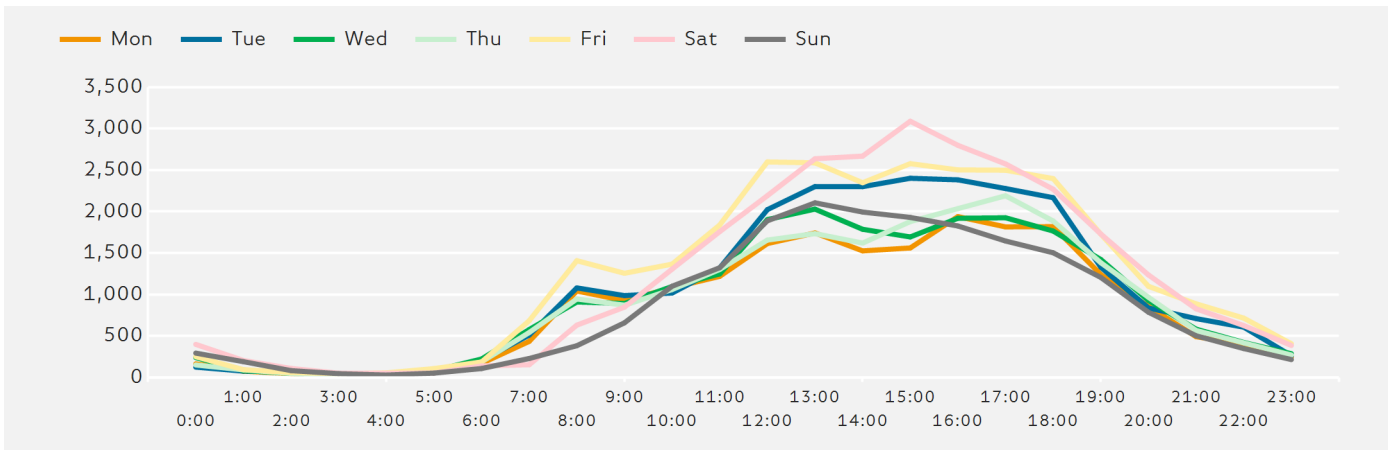
Headlines

The total number of Pedestrians to 125th Street Bid for the last 52 weeks is 8,088,039 which is 1.7% down on the previous year.
 The total number of Pedestrians for the year to date is 5,769,671 which is 7.8% up on the previous year.
 The total number of Pedestrians to 125th Street Bid in week commencing 27 August 2018 was 168,640.
 The busiest day in week commencing 27 August 2018 was Friday with 29,696 Pedestrians.

Ped Counts by Week



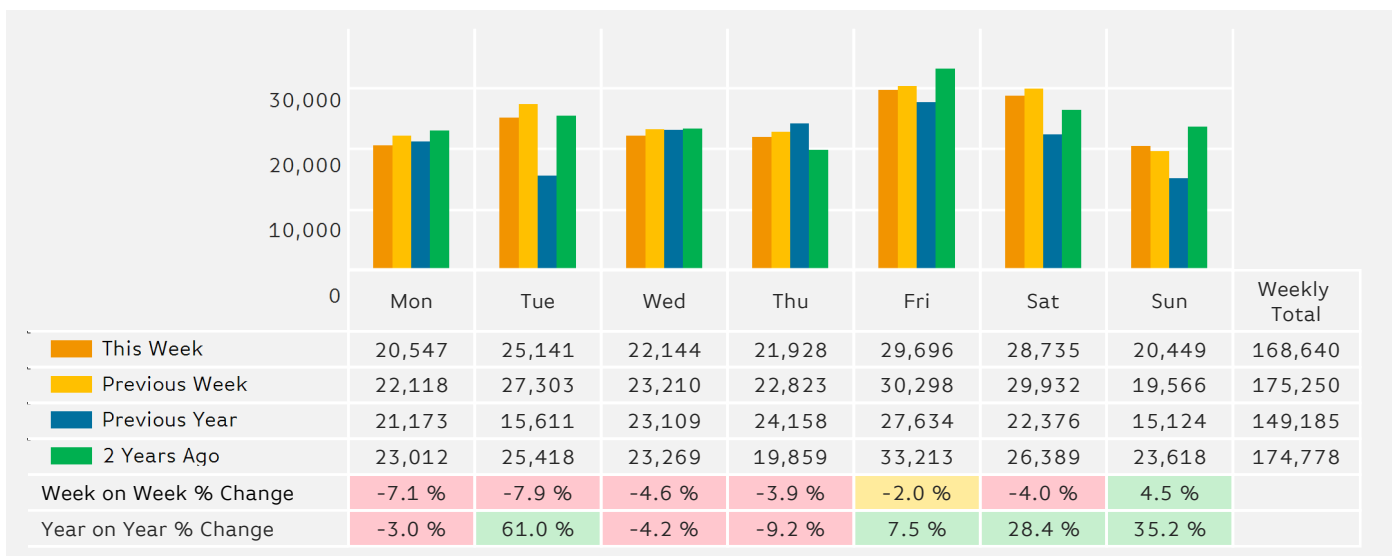
Ped Counts by Hour



Weather

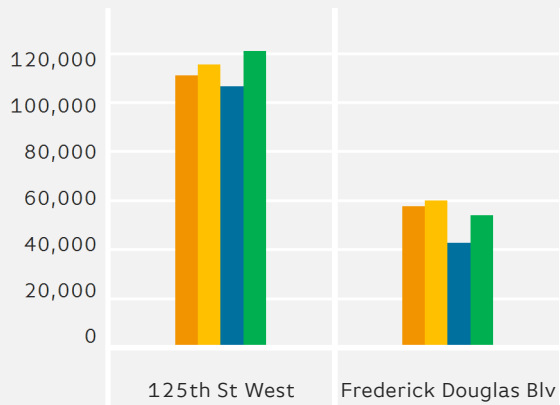
	Mon	Tue	Wed	Thu	Fri	Sat	Sun
This Week	89	93	95	89	73	77	78
Previous Week	75	75	82	77	82	78	82
Previous Year	75	68	77	82	69	68	73

Ped Counts by Day



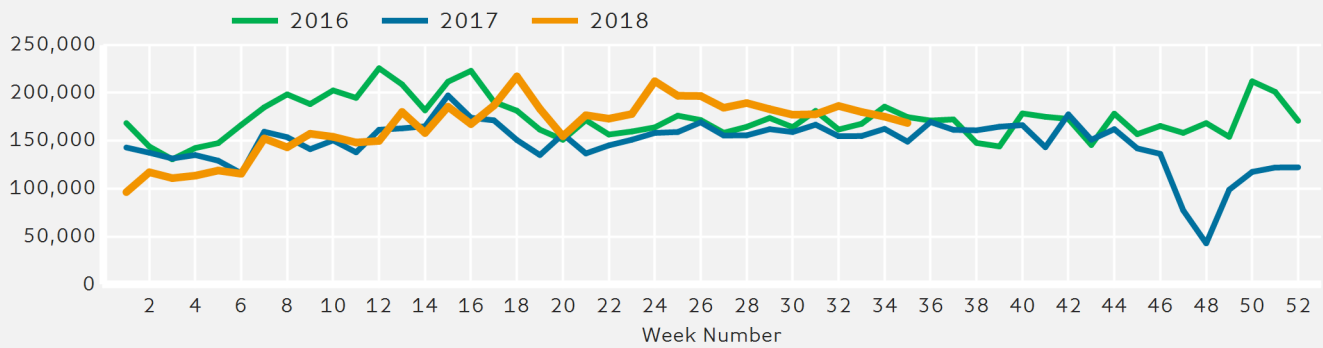
Ped Counts by Location

■ This Week
 ■ Previous Week
 ■ Previous Year
 ■ 2 Years Ago



	125th St West	Frederick Douglas Blv
This Week	110,969	57,671
Previous Week	115,404	59,846
Previous Year	106,642	42,543
2 Years Ago	120,917	53,861
Week on Week % Change	-3.8 %	-3.6 %
Year on Year % Change	4.1 %	35.6 %

Ped Counts by Week



Notes

Year to Date % Change is the annual % change in footfall from January of this year compared to the same period last year. Week 1, 2018 to Week 35, 2018 Vs Week 1, 2017 to Week 35, 2017

Year on Year % Change is the % change in footfall for this week compared to the same week in the previous year. Week 35, 2018 Vs Week 35, 2017

Week on Week % Change is the % change in footfall for this week from the previous week. Week 35 2018 Vs Week 34 2018