



125th Street Bid

Week 48, 2018

11/26/2018 to 12/02/2018

Monday to Sunday



STATE - New York

COUNT TYPE: Ped Counts



Benchmark calculations (Year on Year and Week on Week) have been calculated using like for like data sets (only those counters available in both comparison periods) to ensure statistical accuracy

	Year to Date % Change		Year on Year % Change		Week On Week % Change	
	2018	2017	2018	2017	2018	2017
125th Street Bid	▲ 12.2 %	▼ -12.9 %	▲ 293.4 %	▼ -74.4 %	▼ -1.2 %	▼ -44.3 %
New York	▲ 1.1 %	▼ -0.2 %	▼ -3.5 %	▲ 4.2 %	▲ 4.0 %	▲ 5.1 %
USA	▼ -0.4 %	▼ -2.0 %	▼ -5.8 %	▲ 2.7 %	▼ -0.9 %	▲ 0.3 %

Headlines

The change in footfall for 125th Street Bid over the last 52 weeks is 7.6% up on the previous year.

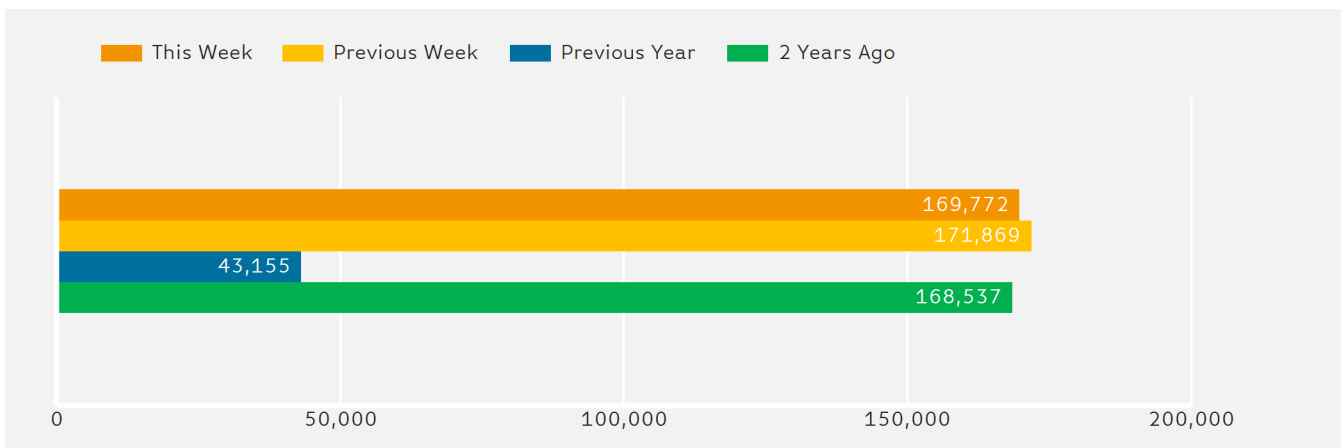
Footfall for the year to date is 12.2% up on the previous year.

The number of Pedestrians counted for week commencing 26 November 2018 was 169,772.

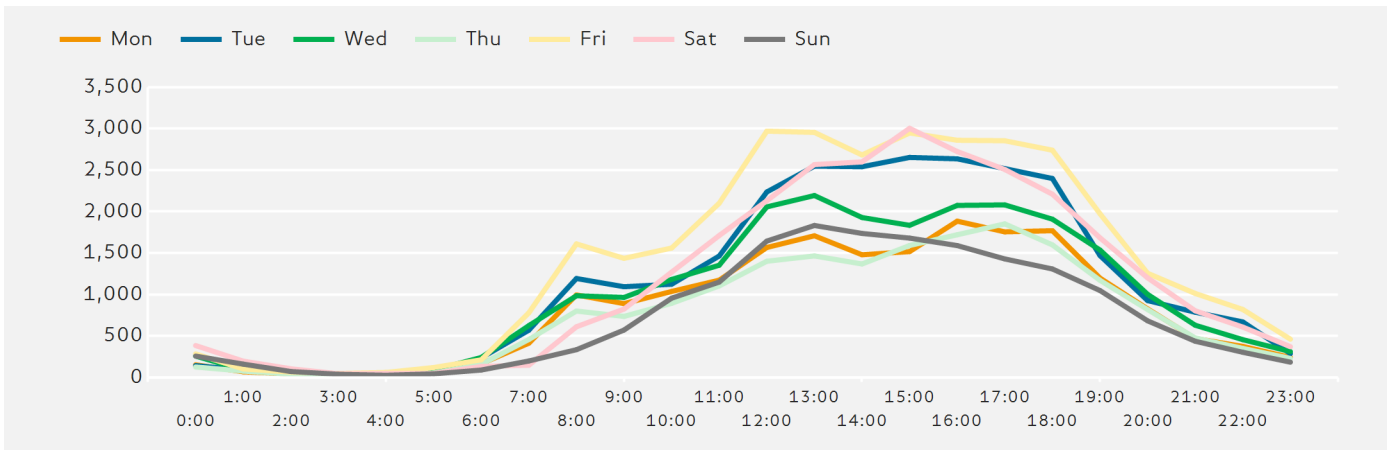
The busiest day in week commencing 26 November 2018 was Friday with 33,907 Pedestrians.

The peak hour of the week was 15:00 on Saturday 1 December 2018 with footfall of 3,003

Ped Counts by Week



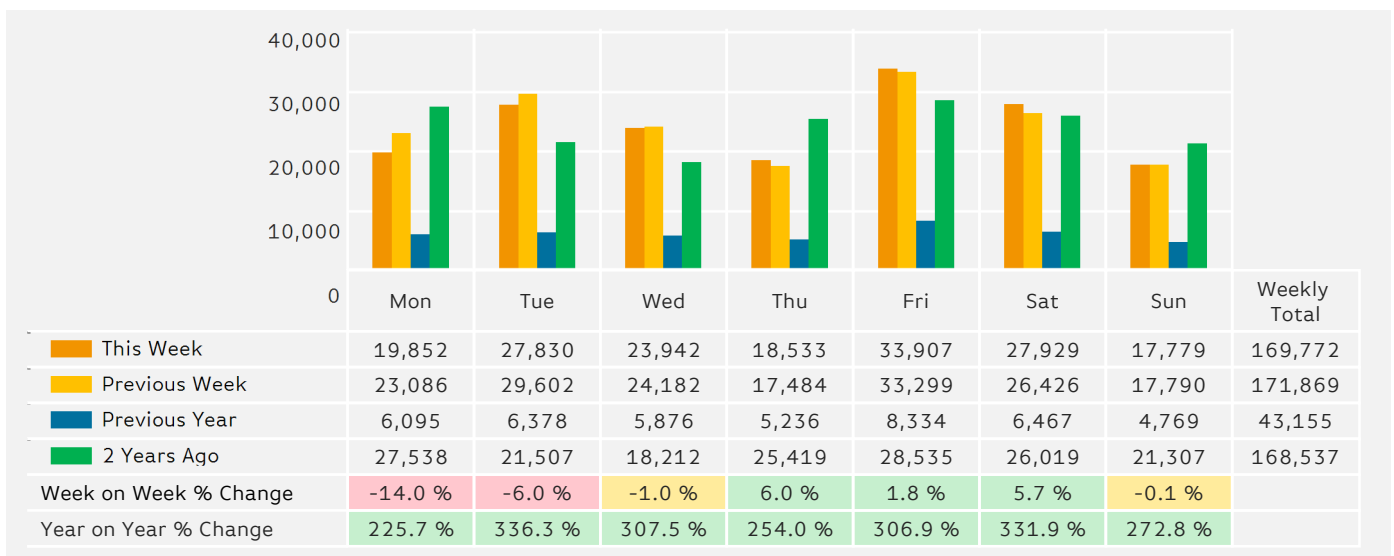
Ped Counts by Hour



Weather

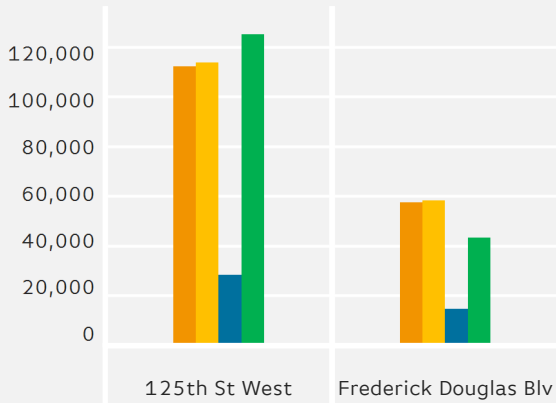
	Mon	Tue	Wed	Thu	Fri	Sat	Sun
This Week	51	44	42	44	41	42	55
Previous Week	50	46	41	27	31	48	53
Previous Year	48	51	64	50	51	48	48

Ped Counts by Day



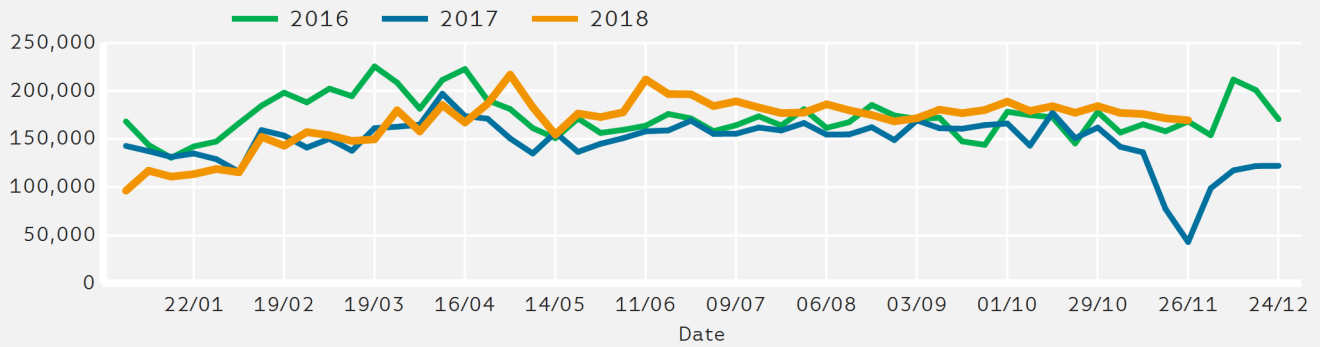
Ped Counts by Location

■ This Week
 ■ Previous Week
 ■ Previous Year
 ■ 2 Years Ago



	125th St West	Frederick Douglas Blv
This Week	112,181	57,591
Previous Week	113,690	58,179
Previous Year	28,397	14,758
2 Years Ago	125,107	43,430
Week on Week % Change	-1.3 %	-1.0 %
Year on Year % Change	295.0 %	290.2 %

Ped Counts by Week



Notes

Year to Date % Change is the annual % change in footfall from January of this year compared to the same period last year. Week 1, 2018 to Week 48, 2018 Vs Week 1, 2017 to Week 48, 2017

Year on Year % Change is the % change in footfall for this week compared to the same week in the previous year. Week 48, 2018 Vs Week 48, 2017

Week on Week % Change is the % change in footfall for this week from the previous week. Week 48 2018 Vs Week 47 2018