

Footfall Report for: 125th Street Bid

Weekly Ped Counts

	Year to date %		Year on year %		Week on week %	
	2019	2018	2019	2018	2019	2018
125th Street Bid	5.9 %	2.8 %	12.0 %	17.8 %	13.4 %	2.8 %
New York	-2.0 %	1.3 %	-6.3 %	5.1 %	4.1 %	8.7 %
USA	-3.4 %	0.2 %	-4.6 %	3.0 %	6.4 %	7.1 %

Benchmark calculations (Year on Year and Week on Week) have been calculated using like for like data sets (only those counters available in both comparison periods) to ensure statistical accuracy

Headlines

The change in footfall for 125th Street Bid over the last 52 weeks is 14.6% up on the previous year.

Footfall for the year to date is 5.9% up on the previous year.

The number of visitors counted for week commencing 3 June 2019 was 199,361.

The busiest day in week commencing 3 June 2019 was Saturday with 33,064 visitors.

The peak hour of the week was 13:00 on Sunday 9 June 2019 with footfall of 3,157

Ped Counts by week

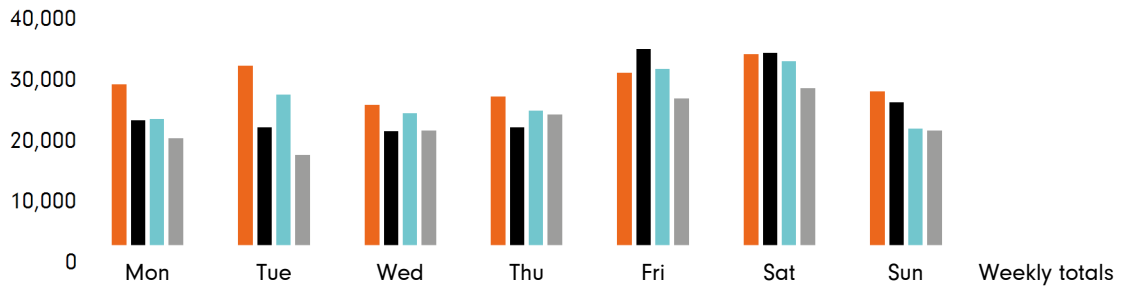


■ This Week ■ Previous Year
■ Previous Week ■ 2 Years Ago

Weather

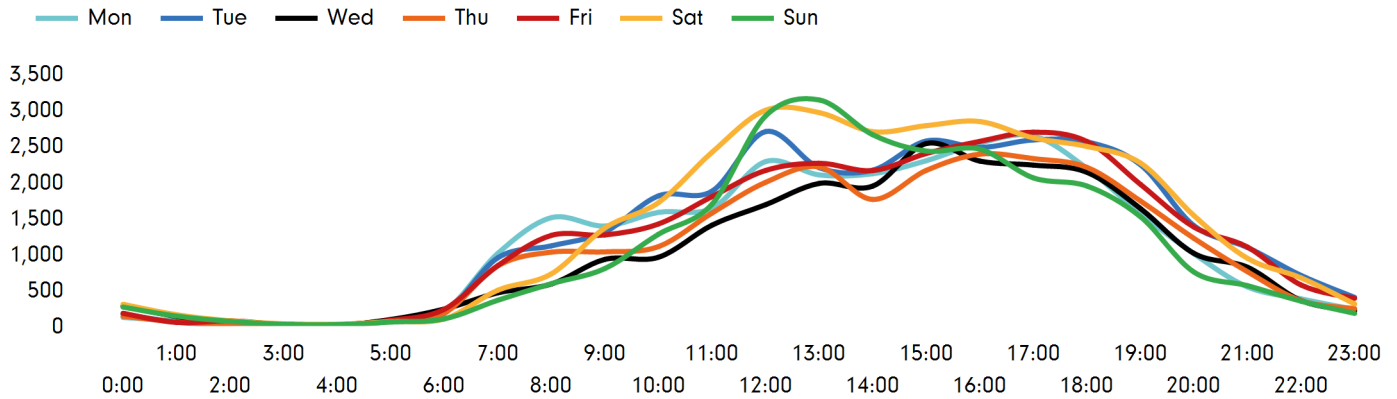
	Mon	Tue	Wed	Thu	Fri	Sat	Sun
This week	69°	71°	84°	84°	78°	80°	77°
Previous week	80°	69°	71°	73°	80°	78°	77°
Previous year	69°	75°	71°	69°	82°	84°	71°

Ped Counts by day

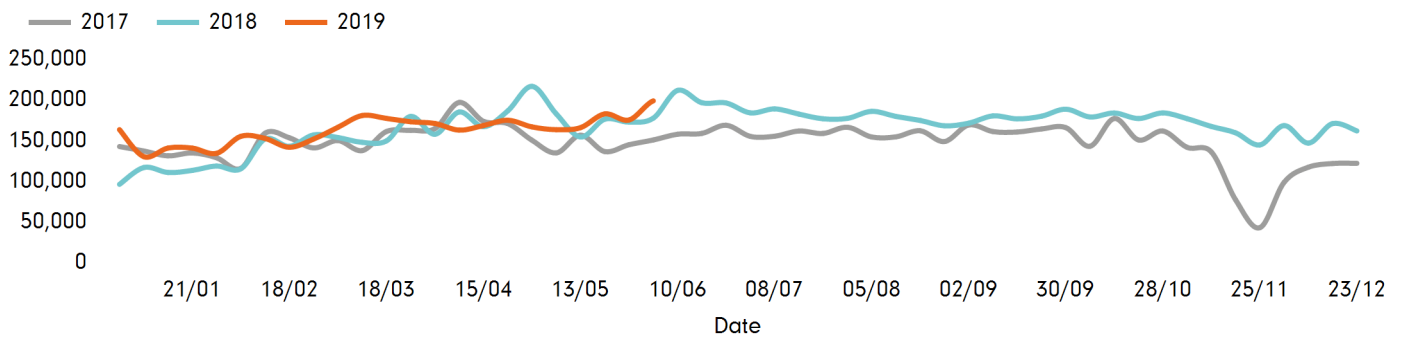


Week on week %	27.6 %	50.1 %	22.2 %	24.8 %	-12.0 %	-0.7 %	7.4 %	
Year on year %	26.8 %	18.5 %	6.1 %	10.1 %	-2.1 %	3.5 %	30.7 %	
% of week	14.1%	15.6%	12.3%	13.0%	15.0%	16.6%	13.5%	

Ped Counts by hour



Ped Counts by week



Ped Counts by location

■ This week
 ■ Previous week
 ■ Previous year
 ■ 2 Years ago



This Week	133,249	66,112
Previous Week	120,480	55,287
Previous Year	123,155	54,855
2 Years Ago	103,690	47,483
Week on week %	10.6 %	19.6 %
Year on Year %	8.2 %	20.5 %

Notes

Year to Date % Change is the annual % change in footfall from January of this year compared to the same period last year. Week 1, 2019 to Week 23, 2019 Vs Week 1, 2018 to Week 23, 2018

Year on Year % Change is the % change in footfall for this week compared to the same week in the previous year. Week 23, 2019 Vs Week 23, 2018

Week on Week % Change is the % change in footfall for this week from the previous week. Week 23 2019 Vs Week 22 2019